



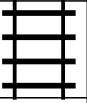








PUZZLE MADNESS

Daily Large Train Tracks Puzzle for Thursday 20th February 2025

5	3	6	5	4	6	8	4	4	7	3
										1
										9
										7
										4
										3
										6
										8
										6
										4
										3
										4