















PUZZLE MADNESS

Daily Large Train Tracks Puzzle for Saturday 7th June 2025

5	6	7	9	8	5	5	5	3	6	4	
											3
											7
											8
											5
											7
											7
											3
											4
											6
											5
											4
											4