














PUZZLE MADNESS

Daily Large Train Tracks Puzzle for Saturday 20th September 2025

3	6	10	8	3	6	5	4	5	8	6	5	
												4
												3
												7
												9
												3
												4
												4
												7
												9
												6
												6
												7