









PUZZLE MADNESS

Daily Large Train Tracks Puzzle for Sunday 11th January 2026

2	5	6	4	3	3	7	9	7	5	4	
											6
											4
											1
											7
											6
											7
											6
											8
											4
											2
											4