










PUZZLE MADNESS

Daily Large Train Tracks Puzzle for Sunday 18th January 2026

2	5	4	5	10	9	7	4	6	7	4	2	
												2
												1
												2
												9
												5
												5
												10
												7
												10
												7
												5
												2