
















PUZZLE MADNESS

Daily Large Train Tracks Puzzle for Monday 19th January 2026

4	7	7	7	5	7	5	2	1	1	9	11	
												3
												5
												4
												5
												7
												6
												8
												7
												7
												7
												5
												2