













# PUZZLE MADNESS

Daily Large Train Tracks Puzzle for Tuesday 20th January 2026

1	6	8	9	9	5	2	8	3	2	2
										2
										4
										6
										5
										4
										6
										5
										4
										7
										9
										3