










PUZZLE MADNESS

Daily Large Train Tracks Puzzle for Wednesday 21st January 2026

8	3	5	6	6	4	3	3	6	7	7	2	
												1
												3
												7
												12
												7
												2
												1
												5
												7
												9
												6