













PUZZLE MADNESS

Daily Large Train Tracks Puzzle for Monday 16th February 2026

8	5	7	4	3	5	3	5	6	8	8	7	
												8
												5
												4
												8
												10
												5
												4
												3
												3
												10
												8
												1