











PUZZLE MADNESS

Daily Large Train Tracks Puzzle for Friday 27th February 2026

6 6 7 7 7 4 3 9 7 11 1 1

												9
												3
												4
												4
												4
												8
												9
												8
												7
												4
												3
												6