











PUZZLE MADNESS

Daily Large Train Tracks Puzzle for Saturday 7th February 2026

3	4	6	6	4	7	3	6	9	6	2	
											4
											8
											7
											8
											3
											5
											2
											4
											7
											4
											4