











PUZZLE MADNESS

Daily Large Train Tracks Puzzle for Sunday 8th February 2026

7	6	1	2	4	9	6	5	10	6	4	
											6
											1
											2
											4
											7
											7
											7
											6
											6
											7
											2
											5