










PUZZLE MADNESS

Daily Large Train Tracks Puzzle for Sunday 1st March 2026

3	4	5	6	5	6	4	3	10	7	4	
											7
											3
											7
											7
											5
											9
											9
											4
											4
											1
											1