












PUZZLE MADNESS

Daily Large Train Tracks Puzzle for Monday 16th March 2026

1	2	3	5	3	8	10	8	7	5	7	2	
												8
												6
												7
												6
												5
												4
												7
												11
												3
												1
												3