












PUZZLE MADNESS

Daily Large Train Tracks Puzzle for Wednesday 18th March 2026

4	6	6	5	4	8	5	5	4	5	3	
											5
											5
											3
											4
											3
											5
											5
											7
											8
											4
											6