












PUZZLE MADNESS

Daily Large Train Tracks Puzzle for Sunday 10th May 2026

4 3 4 8 3 6 3 3 7 7 10 2

												3
												4
												6
												8
												6
												7
												8
												7
												7
												3
												1