















PUZZLE MADNESS

Daily Large Train Tracks Puzzle for Wednesday 13th May 2026

4	4	3	7	8	8	6	7	6	7	1	
											2
											7
											9
											6
											7
											7
											6
											4
											5
											4
											3
											1