





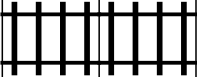





PUZZLE MADNESS

Daily Large Train Tracks Puzzle for Thursday 14th May 2026

2	3	3	4	7	8	8	7	4	6	3
										1
										1
										1
										3
										6
										9
										9
										7
										5
										7
										6