














PUZZLE MADNESS

Daily Large Train Tracks Puzzle for Saturday 16th May 2026

4	5	6	4	9	6	8	7	5	5	6	1	
												3
												2
												3
												8
												9
												10
												6
												10
												7
												3
												3
												2