

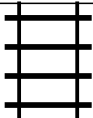

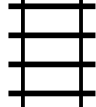
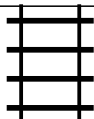





PUZZLE MADNESS

Daily Medium Train Tracks Puzzle for Saturday 18th February 2006

| | | | | | | | | | | |
|---|---|--|--|---|--|---|--|--|--|---|
| | | | | | | | | | | |
| | | |  | | | | | | | 6 |
|  | | | | | | | | | | 4 |
| |  | | | | | | | | | 5 |
|  | | | | | | | | | | 6 |
|  | | | | | | | | | | 6 |
| | | | | | | | | | | 7 |
| | | | | | |  | | | | 2 |
| | | | | | | | | | | 2 |
| | | | |  | | | | | | 3 |