


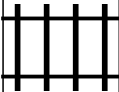
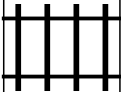





PUZZLE MADNESS

Daily Medium Train Tracks Puzzle for Saturday 20th May 2006

2 4 9 4 4 3 3 2 7 4

| | | | | | | | | | | |
|--|---|---|--|---|--|--|--|---|---|---|
| | | | | | | | | |  | 4 |
| | |  | | | | | | | | 3 |
| | | | | | | | | | | 6 |
| | | | | | | | | | | 6 |
| | | | | | | | |  | | 5 |
| | | | | | | | | | | 1 |
| | | | | | | | | | | 8 |
| |  | | | | | | | |  | 6 |
| | | | |  | | | | | | 3 |