
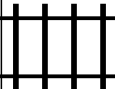








PUZZLE MADNESS

Daily Medium Train Tracks Puzzle for Saturday 13th December 2008

| | | | | | | | | | |
|---|---|---|---|---|---|---|---|---|---|
| 2 | 2 | 7 | 8 | 4 | 3 | 7 | 4 | 1 | |
| | | | |  | | | | | 2 |
| | |  | | | | | | | 4 |
| | | | | | | | | | 6 |
| | | | | | | | | | 4 |
| | | | |  | | | | | 6 |
| | | | | |  | |  | | 6 |
| | | | | | | | | | 3 |
| | | | | | | | | | 2 |
| | | | |  | | | | | 5 |