












PUZZLE MADNESS

Daily Medium Train Tracks Puzzle for Wednesday 24th June 2009

4	1	2	4	6	6	7	6	4	6	
										2
										7
										4
										3
										6
										7
										4
										4
										6
										3