






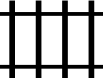




PUZZLE MADNESS

Daily Medium Train Tracks Puzzle for Thursday 14th January 2010

| | | | | | | | | | | |
|---|--|---|---|---|--|---|--|--|---|--|
| | | | | | | | | | | |
| | | | |  | |  | | | | |
|  | | | | | | | | | | |
| | | |  | | | | | |  | |
| | |  | | | | | | | | |
| | | | | | | | | | | |
| | | | | | |  | | | | |
| | | | | | | | | | | |
|  | | | | | | | | | | |
| | | | | | | | | | | |

3 5 7 6 8 6 7 2 1 2

4
5
9
6
3
4
2
5
7
2