




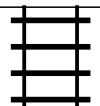
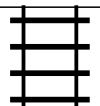




# PUZZLE MADNESS

Daily Medium Train Tracks Puzzle for Sunday 14th February 2010

|  |  |   |  |  |   |   |   |   |  |   |
|--|--|---|--|--|---|---|---|---|--|---|
|  |  |   |  |  |   |   |   |   |  | 2 |
|  |  |   |  |  |   |   |   |   |  | 4 |
|  |  |   |  |  |  |   |   |   |  | 3 |
|  |  |   |  |  |   |   |   |   |  | 6 |
|  |  |  |  |  |   |   |   |   |  | 4 |
|  |  |   |  |  |   |   |  |   |  | 4 |
|  |  |   |  |  |   |   |   |   |  | 7 |
|  |  |   |  |  |   |   |   |  |  | 8 |
|  |  |  |  |  |   |   |   |   |  | 5 |
|  |  |   |  |  |   |  |   |  |  | 4 |