


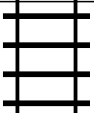




PUZZLE MADNESS

Daily Medium Train Tracks Puzzle for Monday 8th February 2010

| | | | | | | | | | |
|---|---|---|---|---|---|---|---|---|---|
| 4 | 5 | 7 | 5 | 7 | 6 | 1 | 2 | 1 | |
| | | | | | | | | | 3 |
| | | | | | | | | | 5 |
| | | | |  | | | | | 6 |
| | | | | | | | | | 2 |
| | | | |  | | | | | 5 |
| | | | | | | | |  | 7 |
| | | | | | | | | | 8 |
| | | | | | | | | | 1 |
| | |  | | | | | | | 1 |