


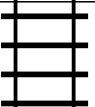
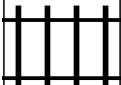

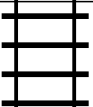
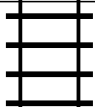




PUZZLE MADNESS

Daily Medium Train Tracks Puzzle for Tuesday 22nd March 2011

| | | | | | | | | | | |
|--|---|--|---|---|---|--|---|---|--|--|
| | | | | | | | | | | |
| | | | | | | | |  | | |
| | | | |  | | | | | | |
| | | | | | | |  | | | |
| | | |  | | | | | | | |
| | | | | |  | | |  | | |
| | | | | | | | | | | |
| | | | | | | | | | | |
| |  | | | | | | | | | |
| | | | | | | |  | | | |

2 5 2 3 3 4 5 6 7 4

4
4
6
5
5
7
5
3
2