
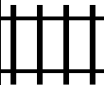
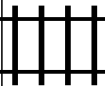





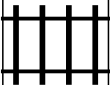




PUZZLE MADNESS

Daily Medium Train Tracks Puzzle for Tuesday 13th November 2012

1	6	6	3	5	6	3	8	3	5	
										2
										1
										3
										1
										8
										7
										7
										4
										5
										8