




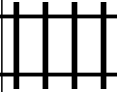





PUZZLE MADNESS

Daily Medium Train Tracks Puzzle for Monday 31st December 2012

| | | | | | | | | | | |
|---|---|---|---|---|---|---|---|---|---|---|
| 1 | 2 | 1 | 7 | 9 | 3 | 8 | 4 | 5 | 2 | |
| | | | | | | | | | | 3 |
| | | | | | | | | | | 5 |
| | | |  | | | | | | | 4 |
| | | | |  | | | | | | 4 |
| | | | | |  | | | | | 4 |
| | | | | | | | | |  | 5 |
| | | |  | | | | | | | 5 |
|  | | | | | | | | | | 5 |
| | | | |  | | | | | | 7 |