







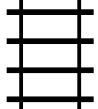




PUZZLE MADNESS

Daily Medium Train Tracks Puzzle for Sunday 10th June 2012

2	6	5	6	6	4	4	4	2	3
									4
									3
									9
									3
									7
									6
									7
									2
									1