










PUZZLE MADNESS

Daily Medium Train Tracks Puzzle for Wednesday 20th June 2012

										2
										8
										6
										6
										8
										5
										4
										2
										2
										3