
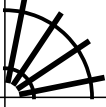
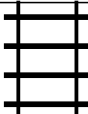




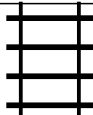




PUZZLE MADNESS

Daily Medium Train Tracks Puzzle for Sunday 24th June 2012

| | | | | | | | | | | |
|---|---|---|---|---|---|---|--|---|---|---|
| 3 | 4 | 7 | 6 | 7 | 3 | 4 | 2 | 2 | 3 | |
| | | | | | | | | | | 4 |
| |  | | | |  | | | | | 4 |
| | | | | | | | | | | 4 |
| | |  | | |  | | | | | 5 |
| | | | | | | | | | | 4 |
|  | | | | | | | | | | 3 |
| | | | | | | |  | | | 7 |
| | | | | | | | | | | 7 |
| | |  | | | | | | |  | 3 |