
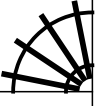
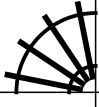

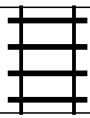
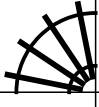
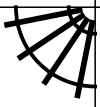
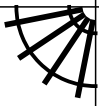
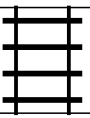




PUZZLE MADNESS

Daily Medium Train Tracks Puzzle for Friday 8th June 2012

5	8	6	4	5	4	2	4	2	6
									
									
									
									
									
									
									
									

4
5
5
5
2
7
6
8
2
2