
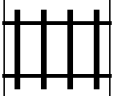



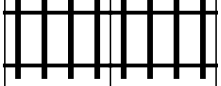


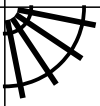




PUZZLE MADNESS

Daily Medium Train Tracks Puzzle for Tuesday 15th January 2013

| | | | | | | | | | |
|---|---|---|---|---|---|--|---|---|---|
| 5 | 5 | 5 | 5 | 2 | 4 | 7 | 6 | 3 | 4 |
| | | | | | | |  | | 2 |
| | | | | | | | | | 2 |
| | | | | |  | | | | 8 |
| | |  | | | | | | | 4 |
| | | |  | | | | | | 5 |
| | | | | | | | | | 3 |
| | |  | | | |  | | | 8 |
| | | | | | | | | | 6 |
| | | | | | | | | | 4 |
| |  | | |  |  | | | | 4 |