












PUZZLE MADNESS

Daily Medium Train Tracks Puzzle for Monday 21st January 2013

7	6	3	3	8	6	5	3	3	3	
										2
										6
										4
										5
										4
										5
										5
										5
										7
										4