






PUZZLE MADNESS

Daily Medium Train Tracks Puzzle for Wednesday 9th January 2013

4 8 4 2 1 5 6 6 2

| | | | | | | | | | |
|--|--|---|--|--|--|--|--|---|---|
| | |  | | | | | | | 2 |
| | | | | | | | | | 7 |
| | | | | | | | | | 7 |
| | | | | | | | | | 2 |
| | | | | | | | | | 3 |
| | | | | | | | | | 4 |
| | | | | | | | | | 5 |
| | | | | | | | |  | 7 |
| | |  | | | | | | | 1 |