









PUZZLE MADNESS

Daily Medium Train Tracks Puzzle for Saturday 14th December 2013

4	2	3	3	5	5	4	8	3	
									4
									3
									3
									7
									7
									6
									3
									1
									3