










PUZZLE MADNESS

Daily Medium Train Tracks Puzzle for Monday 30th December 2013

3 4 6 6 4 6 2 6 5 4

| | | | | | | | | | | |
|--|---|--|---|---|--|--|---|--|--|---|
| |  | | | | | | | | | 3 |
| | | | | | | | | | | 1 |
| | | | | | | | | | | 3 |
| | | | | | | | | | | 5 |
| | | | |  | | | | | | 6 |
| | | | | | | | | | | 8 |
| | | |  | | | | | | | 5 |
| | | | | | | |  | | | 5 |
| | | | |  | |  | | | | 6 |
| | | | |  | | | | | | 4 |