
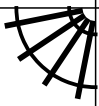
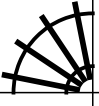
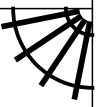
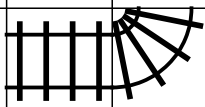
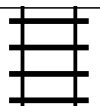
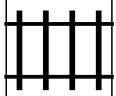
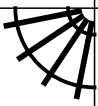




PUZZLE MADNESS

Daily Medium Train Tracks Puzzle for Saturday 1st June 2013

4	7	5	4	4	3	8	4	5	2
									
									
									
									
									
									
									

4
1
3
6
7
6
6
3
5
5