










PUZZLE MADNESS

Daily Medium Train Tracks Puzzle for Saturday 13th December 2014

2	6	5	4	3	3	8	9	4	2	
										4
										4
										5
										10
										5
										5
										3
										6
										2
										2