


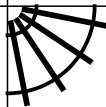
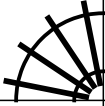
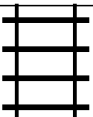




PUZZLE MADNESS

Daily Medium Train Tracks Puzzle for Saturday 15th February 2014

2	6	6	5	4	4	3	3	5	3	
										2
										3
										5
										7
										5
										5
										7
										6
										1