
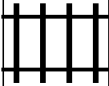




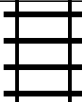




PUZZLE MADNESS

Daily Medium Train Tracks Puzzle for Saturday 22nd March 2014

5	4	6	5	4	9	4	2	2	
									2
									3
									5
									8
									2
									5
									3
									4
									6
									3