









PUZZLE MADNESS

Daily Medium Train Tracks Puzzle for Saturday 24th May 2014

4	6	7	6	5	7	6	1	1	
									2
									7
									2
									4
									5
									4
									5
									4
									7
									3