


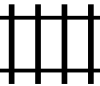

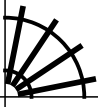






PUZZLE MADNESS

Daily Medium Train Tracks Puzzle for Saturday 14th June 2014

3	3	5	4	4	7	4	7	5	
									3
									4
									5
									6
									5
									5
									3
									3
									2
									6