
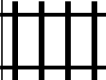



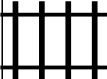






PUZZLE MADNESS

Daily Medium Train Tracks Puzzle for Saturday 21st June 2014

										5
										5
										7
										5
										4
										4
										6
										7
										2
										1