



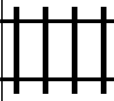






PUZZLE MADNESS

Daily Medium Train Tracks Puzzle for Monday 23rd June 2014

3	7	3	7	5	4	3	2	4	
									3
									4
									8
									4
									3
									6
									6
									3
									1