
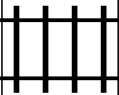








PUZZLE MADNESS

Daily Medium Train Tracks Puzzle for Tuesday 24th June 2014

3	5	4	4	6	3	8	3	2	
									3
									6
									3
									3
									5
									4
									5
									3
									6