










PUZZLE MADNESS

Daily Medium Train Tracks Puzzle for Thursday 26th June 2014

| | | | | | | | | | | |
|--|--|---|---|---|---|--|--|--|---|---|
| | | | | | | |  | | | 6 |
| | | | | | | | | |  | 3 |
| | | | | | | | | | | 3 |
| | | |  | | | | | | | 3 |
| | | | | | | | | | | 4 |
| | | | |  | | | | | | 9 |
| | | |  | | | | | | | 7 |
| | |  | | | | | | | | 4 |
| | | | | | | | | | | 4 |
| | | | | |  | | | | | 3 |