
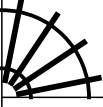
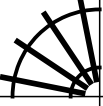

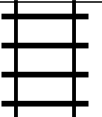






# PUZZLE MADNESS

Daily Medium Train Tracks Puzzle for Saturday 28th February 2015

|   |  |  |   |  |   |  |  |  |   |   |
|---|--|--|---|--|---|--|--|--|---|---|
|   |  |  |   |  |   |  |  |  |   |   |
|   |  |  |   |  |   |  |  |  |   | 2 |
|  |  |  |   |  |   |  |  |  |   | 4 |
|   |  |  |  |  |   |  |  |  |   | 6 |
|   |  |  |   |  |  |  |  |  |   | 5 |
|   |  |  |   |  |   |  |  |  |   | 5 |
|   |  |  |   |  |  |  |  |  |   | 3 |
|   |  |  |   |  |   |  |  |  |   | 6 |
|   |  |  |   |  |   |  |  |  |   | 7 |
|   |  |  |  |  |   |  |  |  |  | 3 |