
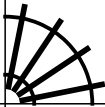









PUZZLE MADNESS

Daily Medium Train Tracks Puzzle for Saturday 30th May 2015

3	8	5	5	6	6	1	1	2	
									2
									4
									4
									5
									4
									3
									5
									6
									4